

Jones Middle School 8th grade

SUMMER READING PROJECT



Read 2 books this summer:

one from your Grade Level list and one Free Choice book.

Complete a One Pager for each book.

Both One Pagers will be turned in to your Language Arts teacher for a grade.

Due
Monday
August 13th

Project Title: One Pager

What is it? A one-pager is single page response to your summer reading books (fiction or nonfiction). It represents your own written and graphic interpretation of the books you read.

Materials needed: your 2 summer reading books; 8 ½ x11 paper, pencil, colored pencils or pens and/or a computer

Your task: Complete a One Pager for each book. Both One Pagers will be turned in to your Language Arts teacher for a grade. Include the following items somewhere on your pages...

1. **Title and author of book**
2. **Illustration** – Draw an important scene from the book; near the picture, explain why it is important in three (3) sentences.
3. **Summary** – Write a five (5) sentence summary of the book without giving away the ending.
4. **Quotations** – Include two quotes from the book that you thought were powerful, interesting, or thought provoking (be sure to include quotation marks!); explain the significance of the quote in at least two sentences and cite the page number.
5. **Vocabulary** – Include five (5) words from the book that you found interesting or that were important to the overall story; write the definition for each word.
6. **Personal Response** – Write 3-5 sentences about your opinion of the book (for ex. What did you like? What did you learn? What did it remind you of? Etc.)
7. **Central Idea/Theme** - Create a border around the page with at least eight (8) words that represent the theme/central idea of your book.

Things to think about:

- ✓ Did you arrange items creatively?
- ✓ Did you fill **ALL** the space on the paper?
- ✓ Is it colorful and detailed?
- ✓ Did you proofread for spelling, capitalization, and punctuation?




Helpful Hints:

- ✓ Use paper without lines to allow your work to stand out.
- ✓ Use the entire page; make it rich with words and images.
- ✓ Either hand-write or computer generate your One-Pager, but be consistent.
- ✓ Make your work easy to read, polished, and representative of your best effort.
- ✓ One Pager examples as well as Book Lists and Book Trailers are available on the Jones website under Students > Media Center > Summer Reading.

Rubric for One-Pager

Criteria	Developing (1-2) points	Proficient (3-4 points)	Distinguished (5 points)
Illustration	Images are missing, partially missing	Images are complete but does not include explanations	Images are complete, represent the book, and includes explanation
Summary	Incomplete or missing	Partial summary but excludes specific details	Summary demonstrates complete reading of novel and includes specific details
Quotations	Missing, incomplete, or contains summary of book	Quotations are complete but insignificant to plot	Quotations are complete, significant to plot, and includes page number
Vocabulary	Missing words and definitions	Less than five words and definitions	All words and definitions listed; higher level vocabulary
Personal Response	Not included or 1-2 word response	Personal response doesn't include specific reasons	Complete answer with specific details
Central idea/Theme	Theme not included and/or very general	Uses 3-6 words	Uses 8 or more words, very detailed
Usage/mechanics	Spelling, punctuation, and/or other usage errors throughout	Mostly correct with some errors in spelling, punctuation, and/or other usage issues	Very few, if any, errors in spelling, punctuation, and/or other usage issues
Overall impressions/aesthetics	One-pager looks messy, with no evidence of prior planning or thought	One-pager looks moderately neat and well planned	One-pager is aesthetically pleasing, neat, well-organized, with evidence of prior planning or thought

***Use the examples on the Jones Media Center page as a reference



Book List, Book Trailers and examples of One Pagers available on the Jones website under Students > Media Center > Summer Reading.